

# 31-900 Comfortland Deluxe Thumb Spica Instructions

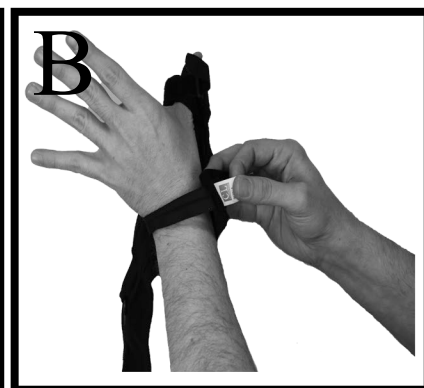
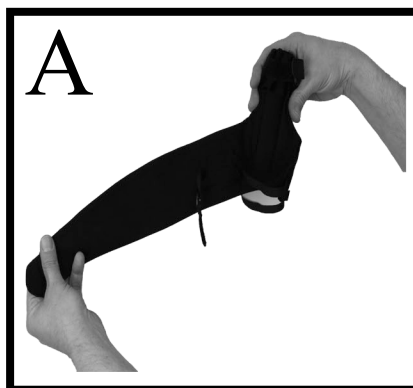
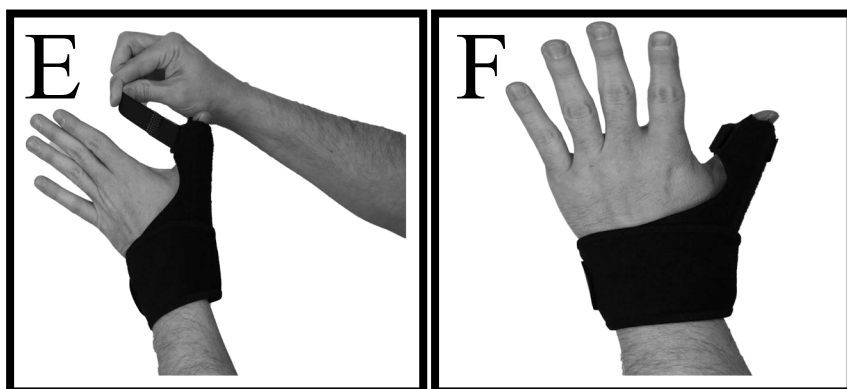
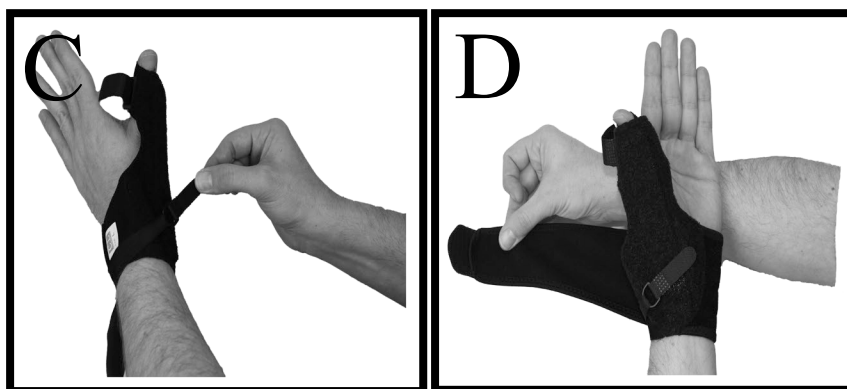
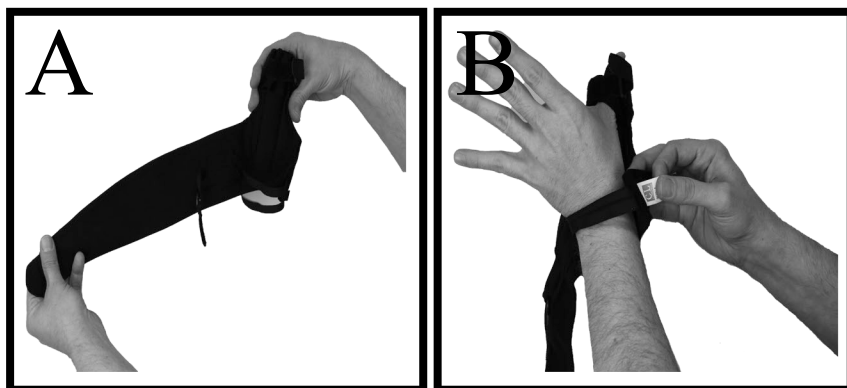
Before using this device please read the following instructions completely and carefully, and also carefully follow any instruction sgiven by your physiscian.  
Correct use is vital to the proper functioning of this device.

## Indications:

- De Quervain's syndrome
- Gamekeeper's thumb
- Carpometacarpal instabilities

## Instructions:

1. Open packaging and loosen and unwrap all hook and loop straps (Fig. A)
2. Place affected hand/thumb under buckle strap and through strap at top of thumb splint, making sure splint/stay is on outside of thumb (Fig. B)
3. Wrap buckle strap around wrist and secure with hook and loop end (Fig. C)
4. Wrap wrist strap around wrist and secure with hook and loop attachment (Fig. D)
5. Wrap thumb strap around thumb and secure (Fig. E)
6. If necessary readjust straps for firm and comfortable fit and support. Once applied thumb spica should fit and look as shown (Fig F)



## CLEANING INSTRUCTIONS

Surfaces and parts may be cleaned by damp cloth using mild soap and water. Air dry only.

Do not washine wash or dry, bleach, iron or dry clean.



Comfortland Medical  
709 AO Smith Road  
Mebane, NC 27302  
T: 866-277-3135  
F: 866-277-4412  
[www.comfortlandmed.com](http://www.comfortlandmed.com)